

Virginia
Pooled OPEB Trust Fund

Comprehensive Annual Financial Report
For the Year Ended June 30, 2014

Virginia Pooled OPEB Trust Fund

Comprehensive Annual Financial Report

For the Year Ended June 30, 2014



Prepared by:

VML/VACO Finance

**Virginia Pooled OPEB Trust Fund
Comprehensive Annual Financial Report
For the Year Ended June 30, 2014**

Table of Contents

Introductory Section

Letter of Transmittal	3
Organizational Chart	9
Governing Board and Administration	10

Financial Section

Independent Auditors' Report	12
Management's Discussion and Analysis	13
Basic Financial Statements	
Statement of Net Position	18
Statement of Changes in Net Position	19
Notes to Financial Statements	20

Compliance Section

Report on Internal Control Over Financial Reporting and on Compliance And Other Matters Based on an Audit of Financial Statements Performed In Accordance with <i>Government Auditing Standards</i>	25
---	----

Virginia Pooled OPEB Trust Fund

LETTER OF TRANSMITTAL

November 21, 2014

Honorable Board of Trustees
Virginia Pooled OPEB Trust Fund
Richmond, Virginia

It is our pleasure to submit the *Comprehensive Annual Financial Report (CAFR)* of the Virginia Pooled OPEB Trust Fund (Trust) for the year ended June 30, 2014. The CAFR represents a compilation of financial data that details the Trust's financial status. Information contained in this report was prepared in strict conformance with accounting principles generally accepted in the United States of America as promulgated by the Government Accounting Standards Board (GASB). The CAFR is intended to provide readers with a clearly articulated, user-friendly reporting of the Trust's financial affairs. Responsibility for both the accuracy of the data, and the completeness and reliability of the presentation, including all disclosures, rests with the management of the Trust. To the best of our knowledge and belief, the enclosed data are accurate in all material respects and are reported in a manner that presents fairly the financial position and the activities of the Trust.

The CAFR is presented in three sections:

- 1) *Introductory Section* – includes this letter of transmittal, identification of the Trust's administrative organization, and descriptions of administrative responsibilities.
- 2) *Financial Section* – consists of the Independent Auditors' Report, Management's Discussion and Analysis (MD&A), basic financial statements, and the notes to the financial statements.
- 3) *Compliance Section* - consists of the Report of Independent Auditor on Internal Control Over Financial Reporting and on Compliance and Other Matters Based on an Audit of Financial Statements Performed in Accordance with Government Auditing Standards.

Management's Discussion and Analysis (MD&A) immediately follows the independent auditors' report and provides a narrative introduction, overview, and analysis of the basic financial statements. MD&A complements, and should be read in conjunction with, this letter of transmittal.

Background

The Virginia Pooled OPEB Trust Fund, operating pursuant to the Virginia Pooled OPEB Trust Fund Agreement, was established on April 11, 2008 as an irrevocable trust to receive, invest, and disburse funds set aside by political subdivisions of the Commonwealth of Virginia to defray future expenses related to post employment benefits other than pensions (OPEB). Income of the Trust is tax-exempt under Section 115 of the Internal Revenue Code. The Trust is jointly sponsored by the Virginia Association of Counties (VACo) and the Virginia Municipal League (VML) and operates as the "VACo/VML Pooled OPEB Trust."

The Trust was founded in response to Governmental Accounting Standards Board (GASB) Statement No. 43, *Financial Reporting for Postemployment Benefit Plans Other Than Pension Plans* (Statement No. 43) and GASB Statement No. 45, *Accounting and Financial Reporting by Employers for Postemployment Benefits Other Than Pensions* (Statement No. 45).

Primary benefits of participation in the Trust include professional management of trust assets in two diversified investment portfolios: one with a targeted rate of return of 7.5% and the other with a targeted rate of return of 6.5%. Participants hold individual trust accounts wherein they can monitor the performance of their investments, without the burden and expense of directing privately managed individual trust accounts.

As of June 30, 2014, the Trust held 43 employer accounts for Virginia political subdivisions and related governmental entities. In some cases, related employers, such as a primary government and its public school system, have established joint Trust accounts.

The Virginia Local Government Finance Corporation (VLGFC), operating as "VML/VACo Finance," provides day-to-day administration of the Trust pursuant to a Memorandum of Agreement. An investment consultant is retained by the Trust to provide ongoing investment advice to the trustees. A custodian bank has also been contracted to assist with the management of assets and the reporting of contributions, distributions and employer balances within the Trust.

FY 2014 Highlights

Fiscal Year 2014 saw continued growth for the Virginia Pooled OPEB Trust. The net position of the Trust increased substantially during the year, growing from \$528 million on June 30, 2013 to \$673 million on June 30, 2014.

The Board of Trustees focused its efforts during the year on due diligence activities, particularly with respect to international fund managers. The Trust currently has three equity fund managers

in the international sector, including one specializing in emerging markets. Due to changes in STET, the Board decided to replace the Thornburg International Value Fund, scheduling the selection of a replacement at its first meeting in FY 2015.

Participants were reminded of the importance of funding their OPEB liabilities when the Governmental Accounting Standards Board released in May 2014 exposure drafts for new statements intended to supersede GASB #43 and #45. The proposed statements would require governmental units to disclose their net OPEB liabilities on the face of their financial statements and to provide additional note disclosures and supplementary information regarding their OPEB liabilities. Under the new reporting procedures, the net liability of OPEB assets funded in a trust would be calculated using the more favorable expected rate of return of the trust fund in which the assets are invested rather than an average municipal bond rate.

Summary of Financial Condition

The objective of the Trust is to assist participating employers in providing for their OPEB obligations by generating investment earnings on employer contributions. Individual participants engage their own consulting actuaries to determine their long-term OPEB obligations and the sufficiency of current contribution levels to fund the liabilities of each plan over a reasonable time frame. Contributions not necessary for the payment of current expected benefits may be remitted to the Trust for long-term investment. Governmental accounting standards specify that the maximum acceptable amortization period for the total unfunded actuarial liability is 30 years.

An optimally diversified investment portfolio is designed to provide long-term returns for a given level of risk as measured by volatility. Portfolio I is designed to produce an expected rate of return of 7.5%; Portfolio II has an expected rate of return of 6.5%. For the period ended June 30, 2014, Portfolio I produced an actual one-year return of 12.8% and a three-year annualized return of 7.3%. Portfolio II, which was established on September 30, 2009, produced an actual one-year return of 10.4% and a three-year annualized return of 6.6%.


The Trust measures its returns against a customized benchmark, composed of recognized indexes for each asset class weighted by the Trust's target allocation for that asset class. For example, 22.0% of Portfolio I's custom benchmark is composed of the return of the STET. For the year ended June 30, 2014, the custom benchmark for Portfolio I returned a one-year / three-year annualized return of 14.1% / 8.7%, whereas the custom benchmark for Portfolio II returned a one year / three-year annualized return of 10.8% / 7.0%.

The target allocations of the Trust as of June 30, 2014, were as follows:

Asset Class	Portfolio I	Portfolio II
Total Equity	47.0%	32.0%
Large Cap Equity	22.0%	15.0%
Small Cap Equity	10.0%	6.0%
International Equity	10.0%	8.0%
Emerging Markets Equity	5.0%	3.0%
Fixed Income	33.0%	58.0%
Core Plus	21.0%	40.0%
Core	12.0%	18.0%
Diversified Hedge Funds	10.0%	5.0%
Real Assets	10.0%	5.0%
Real Estate	7.0%	3.0%
Commodities	3.0%	2.0%
Cash & Equivalents	0.0%	0.0%

The target allocations are updated and revised as needed by the Board of Trustees with the advice of an investment advisor.

Value of Investments by Asset Allocation as of June 30, 2014



Independent Audit


For the year ended June 30, 2014, the Trust's financial statements were audited by the certified public accounting firm of Dixon Hughes Goodman LLP to provide reasonable assurance that the financial statements of the Trust were free of material misstatement. The audit: a) examined activities, documents, and disclosures used to create the financial statements, b) assessed the accounting principles used by management, and c) evaluated the overall financial statement presentation.

Acknowledgements

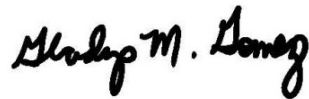
The completion of this report reflects the efforts of the Board of Trustees and staff of VML/VACo Finance working together to achieve the goals of the Trust. The report is intended to provide comprehensive and reliable information about the Trust and allow for the evaluation of the Net Position of the Trust.

We express our gratitude to the members of the Board, the consultants, the auditors, and the many people who have worked so diligently to assure the successful operation of the Trust.

Respectfully submitted,



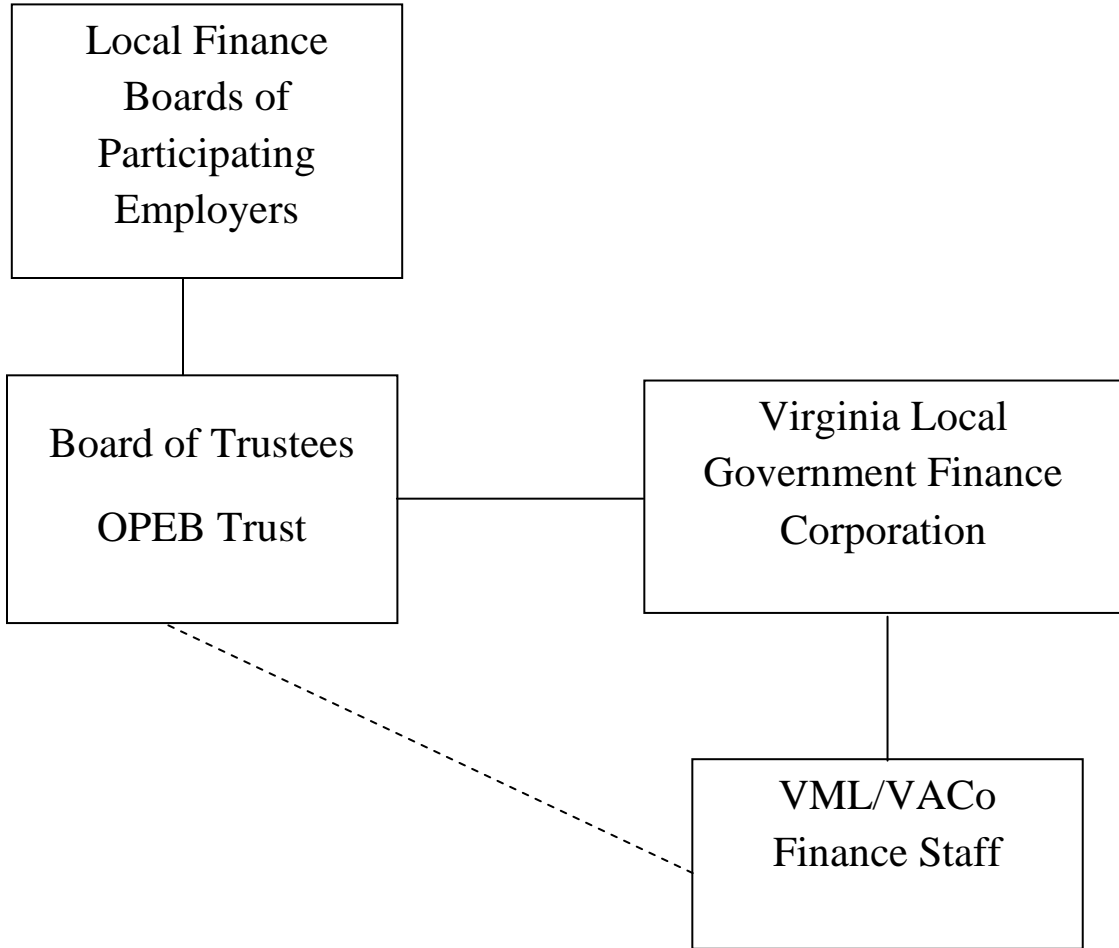
Robert W. Lauterberg
Managing Director
VML/VACo Finance



Gladys M. Gomez, CPA, CGMA
Comptroller
VML/VACo Finance

Virginia Pooled OPEB Trust Fund

Organization Chart



Virginia Pooled OPEB Trust Fund
Governing Board and Administration
June 30, 2014

Board of Trustees

Richard A. Cordle, Chairman
Treasurer
County of Chesterfield

Susan S. Quinn, Vice Chairman
Assistant Superintendent for Financial Services
Fairfax County Public Schools

Patricia A. Phillips
Director of Finance
City of Virginia Beach

Laura M. Rudy
Treasurer
County of Stafford

Eugene H. Walter
Director of Finance
County of Henrico

Jeffrey Weiler
Executive Director
Fairfax County Retirement Boards

Lance W. Wolff
Assistant Superintendent for Financial Services
Stafford County Public Schools

H. Roger Zurn, Jr.
Treasurer
Loudoun County

Administrative Staff

Robert W. Lauterberg
Managing Director
VML/VACo Finance

Steven C. Mulroy
Deputy Director
VML/VACo Finance

Gladys M. Gomez, CPA, CGMA
Comptroller
VML/VACo Finance

Investment Consultant

Asset Consulting Group, LLC
St. Louis, Missouri

Custodian

Comerica Bank, Inc.
Detroit, Michigan



Independent Auditors' Report

Board of Trustees
Virginia Pooled OPEB Trust Fund

We have audited the accompanying financial statements of ***Virginia Pooled OPEB Trust Fund***, which comprise the statement of net position and the related statement of changes in net position, as of and for the year ended June 30, 2014, and the related notes to the financial statements.

Management's Responsibility for the Financial Statements

Management is responsible for the preparation and fair presentation of these financial statements in accordance with accounting principles generally accepted in the United States of America; this includes the design, implementation, and maintenance of internal control relevant to the preparation and fair presentation of financial statements that are free from material misstatement, whether due to fraud or error.

Auditors' Responsibility

Our responsibility is to express opinions on these financial statements based on our audit. We conducted our audit in accordance with auditing standards generally accepted in the United States of America and the standards applicable to financial audits contained in *Government Auditing Standards*, issued by the Comptroller of the United States. Those standards require that we plan and perform the audit to obtain reasonable assurance about whether the financial statements are free from material misstatement.

An audit involves performing procedures to obtain audit evidence about the amounts and disclosures in the financial statements. The procedures selected depend on the auditor's judgment, including the assessment of the risks of material misstatement of the financial statements, whether due to fraud or error. In making those risk assessments, the auditor considers internal control relevant to the entity's preparation and fair presentation of the financial statements in order to design audit procedures that are appropriate in the circumstances, but not for the purpose of expressing an opinion on the effectiveness of the entity's internal control. Accordingly, we express no such opinion. An audit also includes evaluating the appropriateness of accounting policies used and the reasonableness of significant accounting estimates made by management, as well as evaluating the overall presentation of the financial statements.

We believe that the audit evidence we have obtained is sufficient and appropriate to provide a basis for our audit opinions.

Opinion

In our opinion, the financial statements referred to above present fairly, in all material respects, the financial position of the ***Virginia Pooled OPEB Trust Fund*** as of June 30, 2014, and the respective changes in financial position for the year ended June 30, 2014, in accordance with accounting principles generally accepted in the United States of America.

Other Matters

Required Supplementary Information

Accounting principles generally accepted in the United States of America require that the management's discussion and analysis on pages 13 through 17 be presented to supplement the basic financial statements. Such information, although not a part of the basic financial statements, is required by the Governmental Accounting Standards Board, who considers it to be an essential part of financial reporting for placing the basic financial statements in an appropriate operational, economic, or historical context. We have applied certain limited procedures to the required supplementary information in accordance with auditing standards generally accepted in the United States of America, which consisted of inquiries of management about the methods of preparing the information and comparing the information for consistency with management's responses to our inquiries, the basic financial statements, and other knowledge we obtained during our audit of the basic financial statements. We do not express an opinion or provide any assurance on the information because the limited procedures do not provide us with sufficient evidence to express an opinion or provide any assurance.

Other Information

Our audit was conducted for the purpose of forming opinions on the financial statements that collectively comprise the **Virginia Pooled OPEB Trust Fund's** basic financial statements. This introductory section is presented for purposes of additional analysis and is not a required part of the basic financial statements. The introductory section has not been subjected to the auditing procedures applied in the audit of the basic financial statements and, accordingly, we do not express an opinion or provide any assurance on it.

Other Reporting Required by Government Auditing Standards

In accordance with *Government Auditing Standards*, we have also issued our report dated November 21, 2014, on our consideration of the **Virginia Pooled OPEB Trust Fund's** internal control over financial reporting and on our tests of its compliance with certain provisions of laws, regulations, contracts, and grant agreements and other matters. The purpose of that report is to describe the scope of our testing of internal control over financial reporting and compliance and the results of that testing, and not to prove an opinion on internal control over financial reporting or on compliance. That report is an integral part of an audit performed in accordance with *Government Auditing Standards* in considering the **Virginia Pooled OPEB Trust Fund's** internal control over financial reporting and compliance.

Dixon Hughes Goodman LLP

Richmond, Virginia
November 21, 2014

Virginia Pooled OPEB Trust Fund Management's Discussion and Analysis For the period ended June 30, 2014

Management offers the following discussion and analysis as a narrative introduction to the basic financial statements and an analytical overview of the Trust's financial activities for the fiscal year ended June 30, 2014. This narrative is intended as a supplement and should be read in conjunction with the financial statements.

Overview of the Financial Statements

The Trust's financial statements include the following components:

- Statement of Net Position
- Statement of Changes in Net Position
- Notes to Financial Statements

The *Statement of Net Position* presents the Trust's assets and liabilities and the net position, which are held in trust for the other post employment benefits of contributing members. This statement reflects a year-end snapshot of the Trust's investments, at fair value, along with cash and short-term investments, receivables and other assets and liabilities.

The *Statement of Changes in Net Position* presents information showing how the Trust's net position changed during the year. This statement includes additions for contributions by employers and investment earnings and deductions for payments, refunded contributions and administrative expenses.

The *Notes to Financial Statements* are an integral part of the financial statements and provide additional information that is necessary in order to gain a comprehensive understanding of data reported in the financial statements.

Financial Highlights

- Net position is restricted for future benefit payments of participating localities. Net position at June 30, 2014, totaled \$673 million.
- Outstanding accounts payable at year end were \$471,383. This amount represents one-time fees payable to the program administrator and fund manager fees.
- Employer contributions comprised \$78.2 million of the net increase in assets of \$145.1 million during the year.

Condensed Financial Information

In order to ensure the participating employers' ability to properly fund the payment of other post employment benefits to their employees in future years, it is advisable for employers to accumulate funds on a regular and systematic basis. The principal sources from which the Trust derives additions are employer contributions and earnings on investments.

Comparative summary financial statements of the Trust are presented as follows:

NET POSITION June 30, 2013 and 2014

	2013	2014
ASSETS		
Cash	\$ 15,220,090	\$ 339,056
Short Term Investments	5,452,461	12,747,535
Long Term Investments	507,244,308	660,085,441
Accrued investment Income	220,947	287,534
TOTAL ASSETS	\$ 528,137,806	\$ 673,459,566
LIABILITIES		
Accounts payable	\$ 284,737	\$ 471,383
TOTAL LIABILITIES	\$ 284,737	\$ 471,383
NET POSITION RESTRICTED FOR OPEB	\$ 527,853,069	\$ 672,988,183

CHANGES IN NET POSITION
Years Ended June 30, 2013 and 2014

	2013	2014
ADDITIONS		
Employer contributions	\$ 86,452,097	\$ 78,208,644
Net investment income	40,958,381	67,545,095
TOTAL ADDITIONS	\$ 127,410,478	\$ 145,753,739
DEDUCTIONS		
Professional Services, Investment Advisory, and Administration	\$ 606,181	\$ 618,625
Participant Withdrawal	120,000	-
TOTAL DEDUCTIONS	\$ 440,276	\$ 618,625
NET CHANGE	\$ 126,684,297	\$ 145,135,114
NET POSITON		
BEGINNING OF YEAR	\$ 401,168,772	\$ 527,853,069
END OF YEAR	\$ 527,853,069	\$ 672,988,183

Analysis of Financial Position and Results of Operations

The Trust's net position was \$673 million at June 30, 2014. Related employers, such as a primary government and a school system, may join the Trust individually or as one participant. During FY2014, contributions were made to thirty-one of the forty-three participant accounts. Among these, Alexandria Renew Enterprises, made their initial contributions during FY 2014.

Current Trust participants and the fiscal year in which they joined the Trust are as follows:

Henrico County	2007-2008
City of Suffolk & City of Suffolk Public Schools	2007-2008
Fairfax County	2007-2008
City of Chesapeake Public Schools	2007-2008

Chesterfield County, Chesterfield County Public Schools, & Chesterfield County Line of Duty Act	2007-2008
City of Roanoke & City of Roanoke Line of Duty Act	2007-2008
Fairfax County Public Schools	2007-2008
City of Virginia Beach & Virginia Beach Public Schools	2007-2008
Health Care Commission of Chesterfield County	2008-2009
Stafford County Public Schools	2008-2009
Fauquier County & Public Schools	2008-2009
Town of Leesburg	2008-2009
City of Staunton & Staunton City Public Schools	2008-2009
Newport News Redevelopment & Housing Authority	2008-2009
Southeastern Cooperative Educational Programs	2008-2009
Richmond Metropolitan Authority	2008-2009
Henry County, Henry County Schools, Henry County Social Services, & Henry County PSA	2008-2009
Roanoke County & Roanoke County Public Schools	2008-2009
Stafford County	2008-2009
Town of Blacksburg	2008-2009
Alexandria City Public Schools	2008-2009
City of Salem & Salem City Schools	2008-2009
Fluvanna County	2008-2009
Rappahannock Area Community Services Board	2009-2010
Loudoun County & Loudoun County Public Schools	2009-2010
Newport News Public Schools	2009-2010
Town of Ashland	2010-2011
Mecklenburg County	2010-2011
Spotsylvania County Public Schools	2011-2012
City of Lexington & Public Schools	2011-2012
Loudoun Water	2012-2013
Alexandria Renew Enterprises	2013-2014

Requests for Information

This financial report is designed to provide a general overview of the Trust's finances. Questions concerning any of the information provided in this report or requests for additional financial information should be addressed to:

Managing Director
VML/VACo Finance
919 E. Main St., Suite 1100
Richmond, VA 23219
(804) 648-0635

Virginia Pooled OPEB Trust

Statement of Net Position

	<u>June 30, 2014</u>
ASSETS	
Cash	\$ 339,056
Short Term Investments	12,747,535
Long Term Investments at fair value	
Debt Securities	144,161,091
Equity Securities	332,146,180
Other Long Term Investments	183,778,170
Accrued investment Income	<u>287,534</u>
	<u>\$ 673,459,566</u>
LIABILITIES	
Accounts payable	<u>\$ 471,383</u>
NET POSITION RESTRICTED FOR OPEB	<u>\$ 672,988,183</u>

The accompanying notes are an integral part of these financial statements.

Virginia Pooled OPEB Trust

Statement of Changes in Net Position

	<u>Year Ended June 30, 2014</u>
ADDITIONS	
Employer contributions	\$ 78,208,644
Investment income	
Net appreciation in fair value of investments	62,780,919
Interest and dividends	6,068,158
Less investment expenses	(1,303,982)
	<u>\$ 67,545,095</u>
TOTAL ADDITIONS	\$ 145,753,739
DEDUCTIONS	
Professional services, investment advisory & administrative	\$ 618,625
	<u>\$ 618,625</u>
NET CHANGE	\$ 145,135,114
NET POSITION:	
BEGINNING OF YEAR	<u>\$ 527,853,069</u>
END OF YEAR	<u>\$ 672,988,183</u>

The accompanying notes are an integral part of these financial statements.

Virginia Pooled OPEB Trust

Notes to Financial Statements

June 30, 2014

1. Organization and Nature of Activities

The Virginia Pooled OPEB Trust Fund (Trust) was established April 11, 2008, for the purpose of accumulating and investing assets to fund post-employment benefits other than pensions for counties, cities, towns, school divisions and other authorized political subdivisions of the Commonwealth of Virginia. The Trust is not a component unit of another governmental entity.

The Trust's Board of Trustees has fiduciary responsibility for the investment of monies and administration of the Trust pursuant to the Trust Agreement. The Board of Trustees is currently composed of nine members. Trustees are members of Local Finance Boards of participating employers and are elected for staggered three-year terms by the participants in the Trust. Notwithstanding this practice, pursuant to the Trust Agreement the two local governments that initially founded the Trust through the joint exercise of powers, Henrico County and Fairfax County, are each entitled to representation on the Board of Trustees through fiscal year 2014.

The Trust does not purport to present the financial status of each of the participating employer's post-employment benefit plans, nor do these statements contain information on accumulated plan benefits and other disclosures necessary for a fair presentation of the individual plan in accordance with accounting principles generally accepted in the United States of America.

2. Summary of Significant Accounting Policies

Measurement Focus and Basis of Accounting

The financial statements of the Trust are presented as a fiduciary fund type. The economic resources measurement focus and the accrual basis of accounting are used in the preparation of the financial statements. Employer contributions to each plan are recognized when due and the employer has made a formal commitment to provide the contributions. Benefits and refunds are recognized when due and payable in accordance with the terms of each employer's plan.

Cash and Cash Equivalents

The Trust considers all cash and highly liquid investments with original maturities of three months or less to be cash equivalents. All cash equivalents are recorded at cost, which approximates fair value.

Investments

Investments are reported at fair value. Fair value is the price that would be received to sell an asset or paid to transfer a liability in an orderly transaction between market participants at the measurement date. See Note 3 for discussion of fair value measurements. Net investment income consists of realized and unrealized appreciation (depreciation) in the fair value of investments, interest income earned, and investment expense. Realized gains and losses on the sale of investments are recognized

on the specific identification basis to determine the cost basis of the investments sold. In order to account for each participating employer's activity, separate accounts are maintained by the Trust. As such, investment and expenses are separately accounted for and maintained by employers.

Taxes

The Trust is exempt from taxation under Section 115 of the Internal Revenue Code. Accordingly, the accompanying financial statements do not include a provision for federal or state income taxes.

Estimates

The preparation of financial statements in conformity with accounting principles generally accepted in the United States of America requires management to make estimates and assumptions that affect the reported amounts of assets and liabilities and the disclosure of contingent assets and liabilities at the date of the financial statements. Such estimates also affect the reported amounts of revenues and expenses during the reporting period. Actual results could differ from those estimates and assumptions.

Termination

The Trust Agreement specifically allows for the termination of the Trust once "all participation interests of all participating employers have been terminated in their entirety." Partial termination would occur when a participating employer's interest in the Trust is terminated or when a Trust Joinder Agreement has been terminated. In case of termination, either in whole or in part, affected assets of the Trust are distributed or transferred in accordance with the Trust Agreement to a trust or trusts established by the participating employer(s) for the funding of other post employment benefits.

Subsequent events

In preparing these financial statements, the Trust has evaluated events and transactions for potential recognition or disclosure through November 21, 2014, the date the financial statements were available to be issued.

3. Investments and Risk

The following information regarding disclosures of credit and interest rate risk are designed to inform financial statement users about investment risks which could affect the Trust's ability to meet its obligations. The standard of prudence to be used by investment officials of the Trust shall be the "prudent person" and shall be applied in the context of managing the portfolios.

Custodial Credit Risk – Deposits

The Virginia Security for Public Deposits Act (Act) requires financial institutions holding public deposits in excess of amounts covered by federal insurance to pledge collateral to a pool in the name of the State Treasury Board. The State Treasury Board is responsible for monitoring compliance with the requirements of the Act and for notifying local governments of compliance by banks and savings and loans. If the value of the pool's collateral is inadequate to cover a loss, additional amounts would be assessed on a pro rata basis to the members of the pool. Accordingly, all deposits in banks and savings and loans are considered to be insured. The Trust had no carrying amount or bank balance on deposit at June 30, 2014.

Interest Rate Risk – Investments

Interest rate risk is the risk that changes in interest rates will adversely affect the fair value of an investment. Generally, the longer the maturity of an investment, the greater the sensitivity of its fair value to changes in interest rates. The Trust's investment policy mandates that no single issue shall exceed five percent of the portfolio, nor shall any single issuer exceed ten percent of the portfolio, with the exception of U.S. Treasury and U.S. government agency securities.

Foreign Currency Risk – Investments

The Trust's exposure to foreign currency risk derives from its holdings of foreign securities and the use of derivatives to hedge the related foreign currency exposure back to the U.S. dollar. The Trust restricts the investment in foreign securities to 20% per investment portfolio at fair market value, including a maximum of 5% in issues other than Canadian, U.K., Japanese, Australian, Scandinavian, or European monetary system's bloc governments and their agencies and supra-national borrowers in local currency or ECU.

Credit Risk - Investments

Credit risk is the risk that an issuer or other counterparty to an investment will not fulfill its obligations to the Trust. Credit risk is measured by the assignment of a rating by a nationally recognized statistical rating organization. Obligations of the U.S. government or obligations explicitly guaranteed by the U.S. government are not considered to have credit risk and disclosure is not required.

Concentration of Credit Risk - Investments

Concentration of credit risk is the risk of loss attributed to the magnitude of an investment in a single issuer. The Trust's investment policy mandates that no more than 25% of Trust assets at market value shall be invested by each investment manager, no more than 20% of Trust assets at market value shall be invested in one general industry, and that no more than 5% of Trust assets at market value shall be invested in the securities of one company. There are no limits on the use of U.S. government, agency, or guaranteed issues.

As of June 30, 2014, the Trust had the following investments and maturities:

	Fair Value	Maturities Less Than 1 Year	Credit Rating
Closely held equity:			
Hedge fund	\$ 55,309,636	\$ 55,309,636	NA
International equity	59,023,251	59,023,251	NA
Bonds	76,819,878	76,819,878	NA
Real estate	22,554,410	22,554,410	NA
Commodities	14,282,830	14,282,830	NA

	Fair Value	Maturities Less Than 1 Year	Credit Rating
Common stocks:			
Large capitalization	111,180,327	111,180,327	NA
Small capitalization	71,897,562	71,897,562	NA
Mutual funds:			
Real estate	\$ 14,811,416	\$ 14,811,416	Not rated
Large capitalization	57,800,892	57,800,892	Not rated
Bonds	144,161,091	144,161,091	Not rated
International equity	32,244,148	32,244,148	Not rated
Total assets at fair value	\$ 660,085,441	\$ 660,085,441	

The following information is presented in connection with the above closely held equity investment asset class regarding the nature of the Trust's investments and related commitments. The fair value of the investments has been estimated using the net asset value per share. Redemption of these investments is restricted as indicated below.

Closely Held Investment	Fair Value	Unfunded Commitments	Redemption Notice Period
Hedge Fund – Grosvenor (a)	\$55,309,636	N/A	70 days
International Equity – Baring (b)	\$31,149,228	N/A	10 business days
International Equity – Vontobel (c)	\$27,874,023	N/A	15 days
Bonds – Pioneer (d)	\$76,819,878	N/A	5 days
Real Estate – AEW (e)	\$22,554,410	N/A	45 days
Commodities – Tap Fund (f)	\$14,282,830	N/A	5 days

- (a) Grosvenor Institutional Partners is a globally diversified, multi-strategy, multi-manager portfolio that allocates its assets to hedge fund managers that invest in various alternative investment strategies. These underlying managers and strategies may include long and short positions in equity and fixed income securities. Redemptions are available quarterly upon 70 days' notice.
- (b) The Baring Focused International Equity Fund seeks to achieve long term capital appreciation by investing in a minimum of 30 issuers, under normal market conditions, which are organized, headquartered, or domiciled in any country included in the Morgan Stanley Capital International Europe Australasia Far East Index (the "EAFE Index"). Issuers may also include those whose principal listing is on a securities exchange in any country included in the EAFE index. Under normal market conditions, the Fund invests a minimum of 90% of its total assets in equity securities. Redemptions are available monthly upon 10 business days' notice.
- (c) The Vontobel Global Emerging Markets Fund seeks to achieve capital appreciation by investing in a diversified portfolio primarily of equity securities. Under normal market conditions, the Fund will invest at least 75% of its assets in equity securities issued by companies that are in developing countries or emerging markets. The Fund considers a developing country or emerging market to

be a country that is included in the Morgan Stanley Capital International Emerging Markets Free Index. Redemptions are available monthly upon 15 days' notice.

- (d) The Pioneer Institutional Opportunistic Core Plus Portfolio seeks to substantially outperform the Barclays U.S. Universal Index and a peer group of competing managers without incurring significantly higher risk (volatility). The Portfolio seeks to achieve this objective by actively managing a well-diversified portfolio of U.S. and international investment grade and non-investment grade debt securities. Redemptions are available semi-monthly upon 5 days' notice.
- (e) The objective of the AEW Core Property Trust (U.S.) Fund is to invest in core real estate assets that will provide investors with a targeted net return that will exceed the NCREIF Fund Index – Open-End Diversified Core Equity (“NFI-ODCE”). The Fund seeks to generate these returns by being disciplined in its approach to the acquisition, asset management and eventual disposition of the Fund’s investments. The Fund will acquire primarily stable properties with strong underlying credit, invest in major liquid geographic markets and property types, mitigate risk by maintaining economic diversification and actively manage properties with a view toward growing net operating income. Redemptions are available quarterly upon 45 days' notice.
- (f) The investment objectives of the TAP Strategy are to provide an enhancement to an investor’s portfolio of financial investments and to provide a partial inflation hedge,. The TAP Strategy utilizes a long-only, unleveraged portfolio of primarily exchange-traded, U.S. dollar-denominated futures and forward contracts in tangible commodities. Exchange-traded commodity groups include: agriculturals, livestock, foods and fibers, energy, precious metals, and industrial metals. Redemptions are available monthly upon 5 days' notice.

4. Related Party Transactions

The Trust has a memorandum of agreement with the Virginia Local Government Finance Corporation (VLGFC), the administrator of a financial services program sponsored by the Virginia Municipal League and Virginia Association of Counties known as “VML/VACo Finance”. Under the agreement, the VLGFC serves as administrator for the Trust, which operates as the “VACo/VML Pooled OPEB Trust.” VLGFC receives a quarterly program fee calculated individually for each participant on a sliding scale as a percentage of invested assets. The fee covers all administrative costs including personnel, office expense, legal, accounting, and promotion, as well as a portion of investment related custodial services and investment advisory fees. The quarterly program fee during 2014 totaled \$553,040, of which custodial and investment advisory fees comprised \$162,843.

New participants pay a one-time membership fee to VLGFC upon joining the Trust and have the choice of paying a one-time fee of \$3,500 or a membership fee of \$500 plus an additional annual fee of 13 basis points for the first five years.

5. Subsequent Events

As of September 30, 2014, the Trust had received contributions totaling \$20,076,215 from ten participants. The market value of net invested assets on September 30, 2014, had decreased by \$8,817,718 million or 1.34%.

*** **



***REPORT ON INTERNAL CONTROL OVER FINANCIAL REPORTING AND ON COMPLIANCE
AND OTHER MATTERS BASED ON AN AUDIT OF FINANCIAL STATEMENTS PERFORMED
IN ACCORDANCE WITH GOVERNMENT AUDITING STANDARDS***

To the Board of Trustees
Virginia Pooled OPEB Trust Fund

We have audited, in accordance with the auditing standards generally accepted in the United States of America and the standards applicable to financial audits contained in *Government Auditing Standards* issued by the Comptroller General of the United States, the financial statements of the ***Virginia Pooled OPEB Trust Fund***, as of and for the year ended June 30, 2014, and the related notes to the financial statements, which collectively comprise the ***Virginia Pooled OPEB Trust Fund's*** basic financial statements, and have issued our report thereon dated November 21, 2014.

Internal Control Over Financial Reporting

In planning and performing our audit of the financial statements, we considered the ***Virginia Pooled OPEB Trust Fund's*** internal control over financial reporting (internal control) to determine the audit procedures that are appropriate in the circumstances for the purpose of expressing our opinion on the financial statements, but not for the purpose of expressing an opinion on the effectiveness of the ***Virginia Pooled OPEB Trust Fund's*** internal control. Accordingly, we do not express an opinion on the effectiveness of the ***Virginia Pooled OPEB Trust Fund's*** internal control.

A *deficiency in internal control* exists when the design or operation of a control does not allow management or employees, in the normal course of performing their assigned functions, to prevent, or detect and correct, misstatements on a timely basis. A *material weakness* is a deficiency, or a combination of deficiencies, in internal control, such that there is a reasonable possibility that a material misstatement of the entity's financial statements will not be prevented, or detected and corrected on a timely basis. A *significant deficiency* is a deficiency, or a combination of deficiencies, in internal control that is less severe than a material weakness, yet important enough to merit attention by those charged with governance.

Our consideration of internal control was for the limited purpose described in the first paragraph of this section and was not designed to identify all deficiencies in internal control that might be material weaknesses or, significant deficiencies. Given these limitations, during our audit we did not identify any deficiencies in internal control that we consider to be material weaknesses. However, material weaknesses may exist that have not been identified.

Compliance and Other Matters

As part of obtaining reasonable assurance about whether the ***Virginia Pooled OPEB Trust Fund's*** financial statements are free from material misstatement, we performed tests of its compliance with certain provisions of laws, regulations, contracts, and grant agreements, noncompliance with which could have a direct and material effect on the determination of financial statement amounts. However, providing an opinion on compliance with those provisions was not an objective of our audit, and accordingly, we do not express such an opinion. The results of our tests disclosed no instances of noncompliance or other matters that are required to be reported under *Government Auditing Standards*.

Purpose of this Report

The purpose of this report is solely to describe the scope of our testing of internal control and compliance and the results of that testing, and not to provide an opinion on the effectiveness of the entity's internal control or on compliance. This report is an integral part of an audit performed in accordance with *Government Auditing Standards* in considering the entity's internal control and compliance. Accordingly, this communication is not suitable for any other purpose.

Dixon Hughes Goodman LLP

Richmond, Virginia
November 21, 2014